

). , -

, -

, -

, -

, -

, -

, -

, -

, -

() () -

), -

, -

, -

[6]. -

, -

, -

, -

(), -

, -

() -

/ () -

, -

(.1). -

, -

, -

, -

, -

, -

2009 198 , 1100 , 76% -

— , 2018) .. , 10 -

, 2008 — , 794 -

(.2). -

2002-2008 5,8 , -

(112%) -

34,7%. -

()— (.3). -

() -

: -

; -

; -

; -

; -

; -

; -

; -

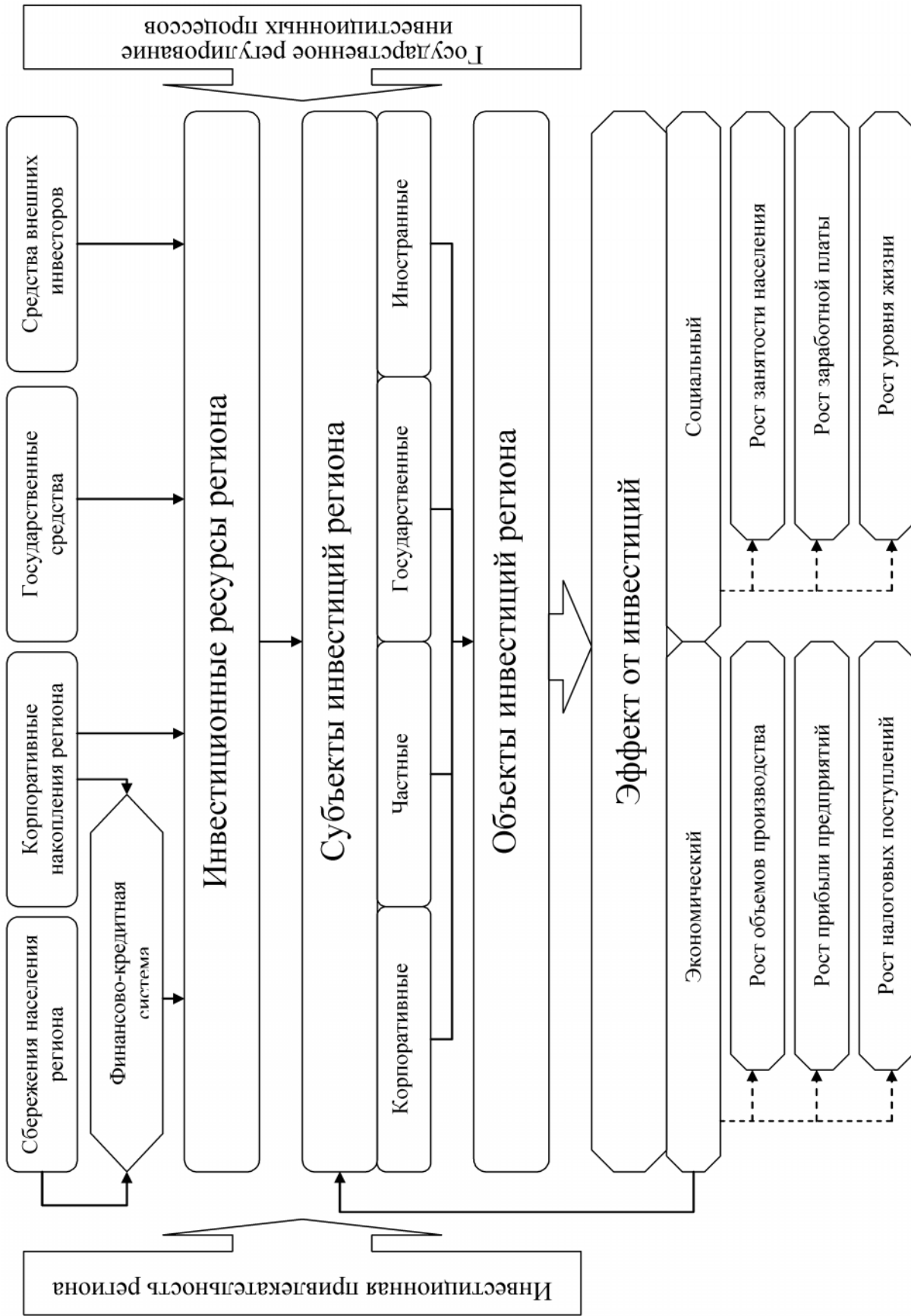
2002 2008 39,3%, -

, 2005 96%. -

, -

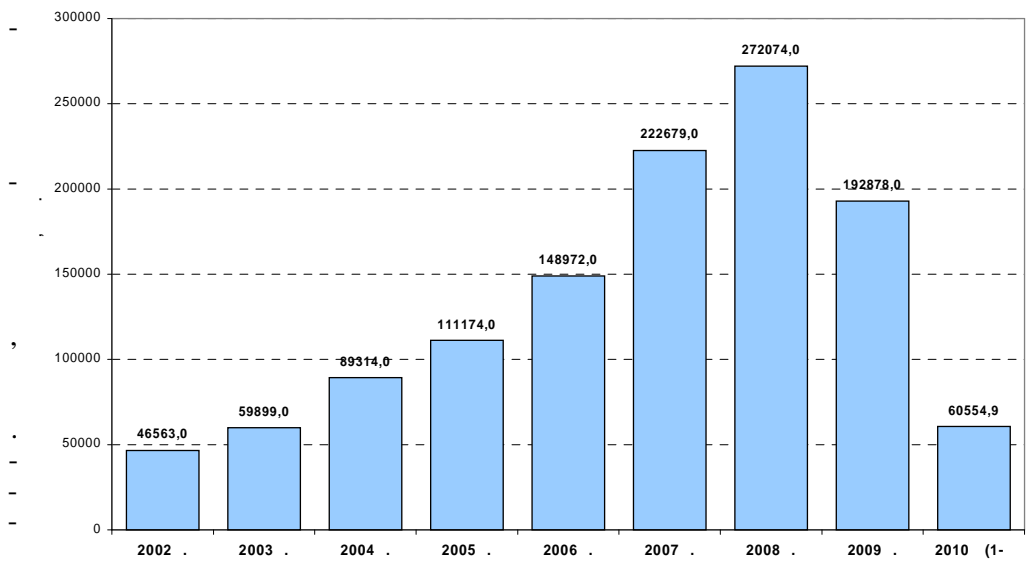
15,4 , 1,6 2005-2008 -

(2009 40% -



.1.

),
 2009
 2,1
 2001
 500



(. 4)

. 2.

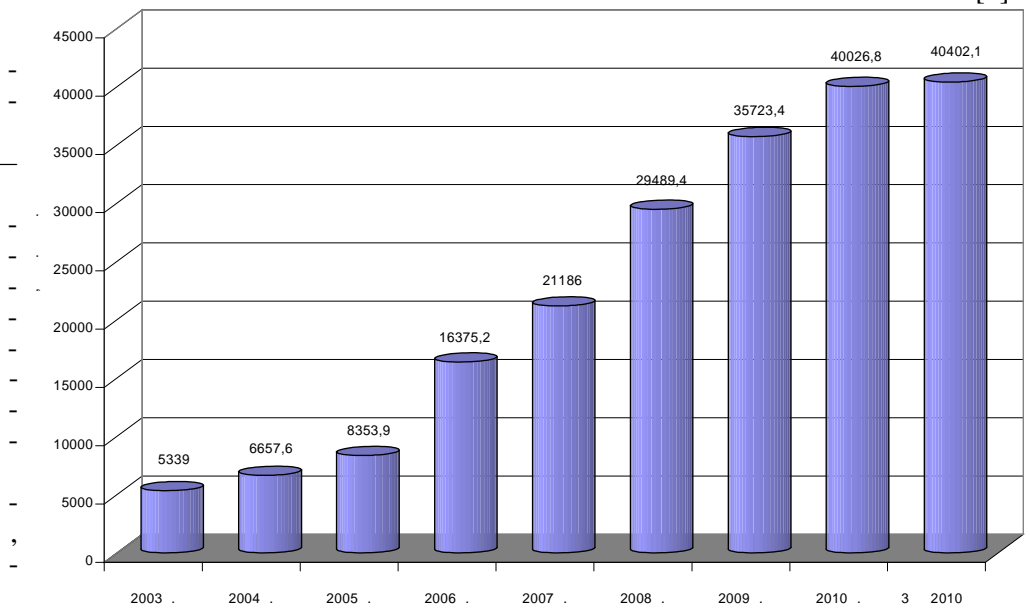
2002-2010 [4]

(55,2%)

2004

2010

20%

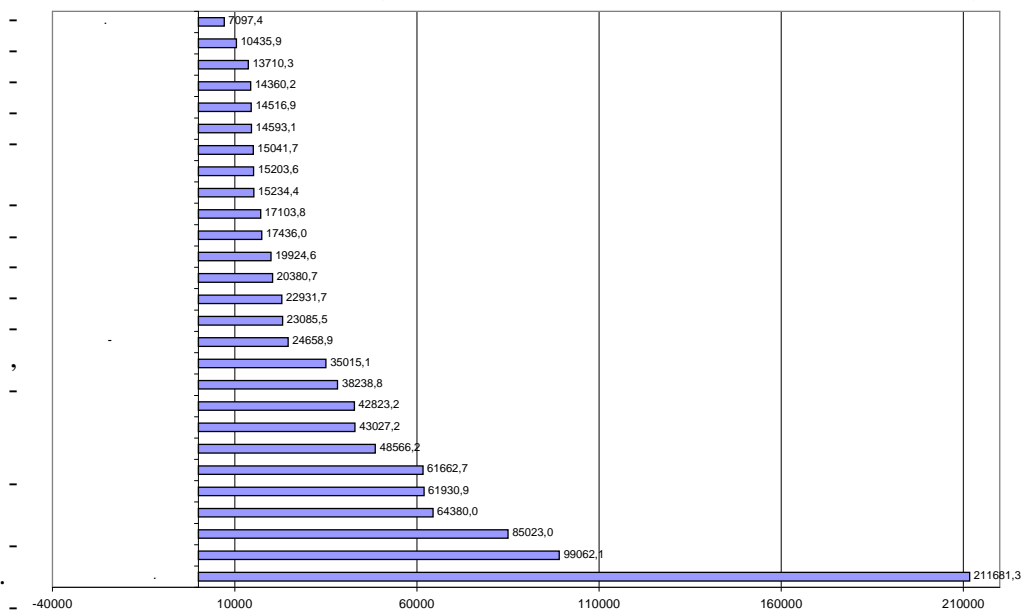


. 3.

2002-2010

(

) [4]



. 4.

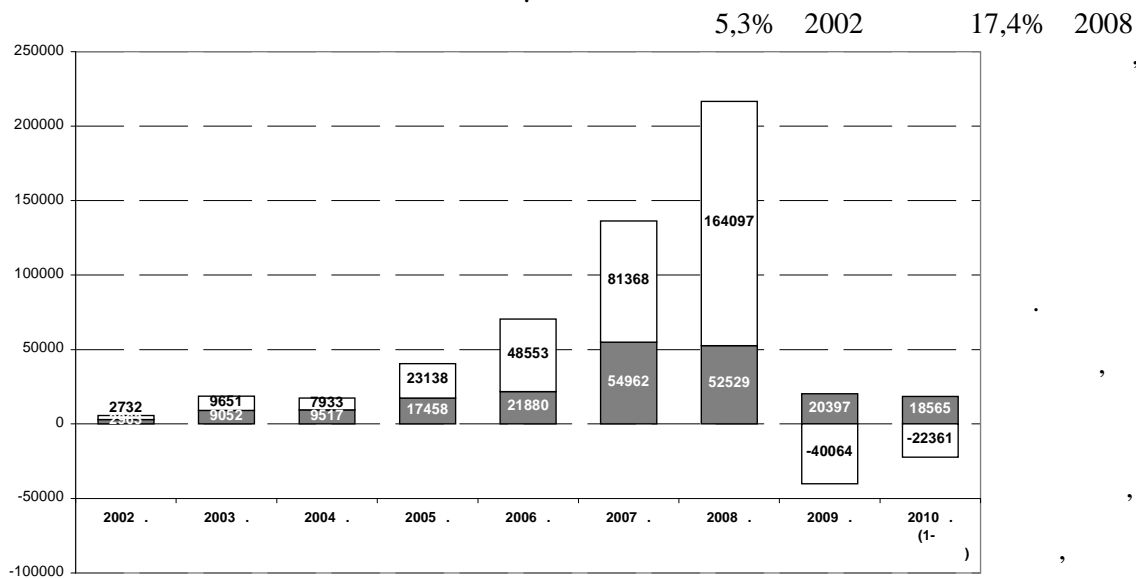
2004-2010

(1-) . . [4]

(35,6%),
(16,2%),

(19,2%),
2002-2007

(.5).



.5.
2002-2010 (1-) . [3]

2009

(.4).

(.2-3). 2009

29,1%.

2010
2010

2009

-8,2%

2009-2010
2009
2010

12%

1%

1 2005-2007

(
2008-2009

0,85).

0,34).

2005-2007 (.6)
F-

1 1 209,74 (p-level
1 14,48 (p-level

1 0,05), t-

2005-2007

1 1 1,19

1468,38 /1

2006-2009

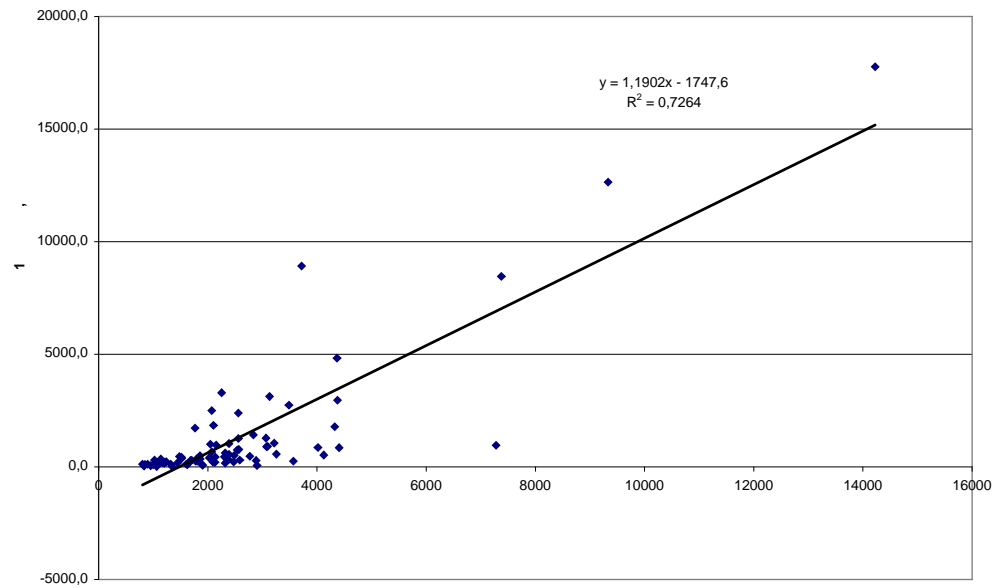
78,7%, 2009

2623,9

/1, 2009

, 2010

XX



.6.

2008

»,

«

[2].

(SPC — Special Purpose Company),

()

SPC,

()

2002-2008

2009-2010

1. — 320 .
2. / . , . // . — 2007. — 2 (329). — .29-33.
3.]. — : <http://www.bank.gov.ua/Statist/index.htm>.
4. : <http://www.ukrstat.gov.ua/>.
5. invest Consulting. — « ». — « - », 2005. — 460 . . — .: PRO-
6. / . . , . . // « ». — : - , 2002. — . 259-264.